

Pei Evaluation Service® is an accredited ISO Standard 17065 Product Certifier, accredited by the IAS. This **Product Evaluation Report** represents a product that Pei ES has Evaluated. This product has a Product Evaluation Service Agreement & Follow-up Inspection Service Agreement. This **Product Evaluation Report** in no way implies warranty for this product or relieves USG Interiors, LLC of their liabilities for this product. This **PER** is an official document if it is within one year of the initial or re-approval date.

Initial Approval
January, 2013

Re-Approved
January, 2021

See all Pei ES Listings at: www.p-e-i.com

Report Owner

USG Interiors, LLC
550 West Adams Street
Chicago, Illinois 60661

Approved Manufacturing Locations

Pei ES has on file a list of each approved manufacturer and manufacturing location for the DH4 4-Way Seismic Separation Joint Clip.

Product

DH4 4-Way Seismic Separation Joint Clip

Evaluation Report Information

usg4you@usg.com
USG Support: 800.USG4YOU

General Details

The **DH4 4-Way Seismic Separation Joint Clip** is manufactured by approved independent companies. Any company manufacturing the said product for **USG Interiors, LLC** that is intended to be evaluated by this **Product Evaluation Report** has a Quality Control Program established by **USG Interiors, LLC** to monitor the finished product. The Quality Control Program for monitoring the finished product is completed at **USG Interiors, LLC** - Plant No. 601 located at 1000 Crocker Rd., Westlake, OH 44145 and will be audited Quarterly by Pei.

Product Description

The **DH4 4-Way Seismic Separation Joint Clip** is a one piece hot-dipped galvanized G40 - G60 steel structure. The joint clip is non-directional and can be used on either main tees or cross tees. Fastener holes and expansion slots enable fail-safe installation, allowing no extra hangers or special fasteners to be required. Clip placement is over the bulb of the tee and does not interfere with light fixtures, allowing a clean uninterrupted look.

The **DH4 4-Way Seismic Separation Joint Clip** measures 5.2" in length and 1.3" in height, with a minimum steel thickness of 0.028". This allows for a full size acoustical panel at the separation joint, maintaining strength and a square shape of the suspension system. Applications include all interior general use areas and works with **DONN®** Suspension Systems, **DX®/DXL™**, **DXF Finline®**, **DXFF Finline® 1/8"**, **DXT Centricitee™**, **DXLA™**, **DXI Identitee™** and **ZXLA™ (Environmental)**. Alternative seismic designs are assembled using a concealing 3" long Tee-Face Sleeve (TFS). See USG Seismic Technical Guide SC2496 for Tee-Face Sleeve selection, pairing with a supplementary suspension ceiling grid system.

Code Compliance

Meets the requirements for suspended ceilings in accordance with the **2012, 2015 and 2018 International Building Code®**.

2012, 2015 and 2018 International Building Code
Section 2506.2.1 and Section 808 Section 1613 - In Compliance with Requirements

The clip meets or exceeds all national code requirements and fulfills requirements for IBC Seismic Design Categories D, E and F.

Compliance with the following Standard

- ASCE 7 - Minimum Design Loads for Buildings and Structures
- ASTM C 636 - Standard Practice for Installation of Metal Ceiling Suspension Systems for Acoustical Tile and Lay-in Panels
- ASTM C 635 - Standard Specifications for the Manufacture, Performance and Testing of Metal Suspension Systems for Acoustical Tile and Lay-in Panel Ceilings
- ASTM E 580 - Standard Practice for Application of Ceiling Suspension Systems for Acoustical Tile and Lay-in Panels in Areas Requiring Moderate Seismic Restraint

General Product Use

1. The **DH4 4-Way Seismic Separation Joint Clip** shall be installed in accordance with the installation guide provided by the manufacturer and are subject to the conditions of this **PER**. A copy of the installation guide shall be made easily available to the installer.
2. Seismic separation joints can be installed in any combination of main tees or cross tees and may be constructed at a main tee or cross tee intersection to conceal the separation joint from below.
3. Suspension system tees may be broken to construct a seismic separation joint provided a device is used to secure the tees together that allows movement or supplementary hanger wires shall be installed.
4. The seismic separation joints are meant for the suspension system alone and ceiling panels shall not be installed differently. Installed in compliance with ASTM C 636, ASTM C 635 and Industry Standard Practices.
5. A braced partition or kicker may be constructed to minimize or eliminate seismic separation joints.
6. Seismic separation joints shall be capable of allowing [+or-] 3/4"(18mm) axial movement.
7. Lateral force bracing shall not be attached directly to seismic separation joints.
8. A structural engineer shall be consulted for very large suspended ceilings where multiple separation joints are necessary to break the ceiling into areas less than 2,500sq.ft. (232m²).
9. Seismic separation joints shall be installed such that the area less than 2,500sq.ft. (232m²) has a ratio of the long to short dimension less than or equal to four (4).

Load Ratings

Table 1 - Rated Loads

Light Duty	Intermediate Duty	Heavy Duty
5 lbs. / LF	12 lbs. / LF	16 lbs. / LF

Note: ASTM Class - Heavy Duty use

Seismic Classification

Table 2 - Seismic Design Classification

Seismic Design Category A, B	Seismic Design Category C	Seismic Design Category D, E, F
No Requirement	Intermediate Duty	Heavy Duty

Note: DH4 Seismic Expansion Joint Clip - Seismic Category: D, E, F

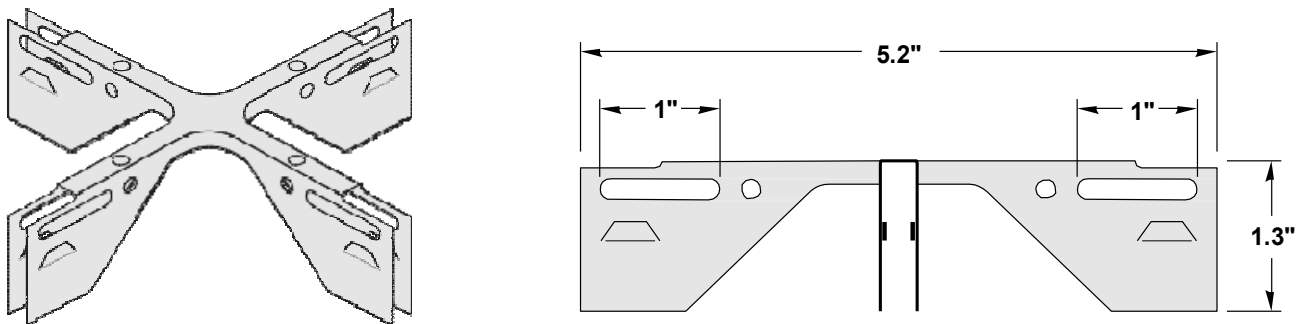


Figure 1 - DH4 4-Way Seismic Clip Profile Details

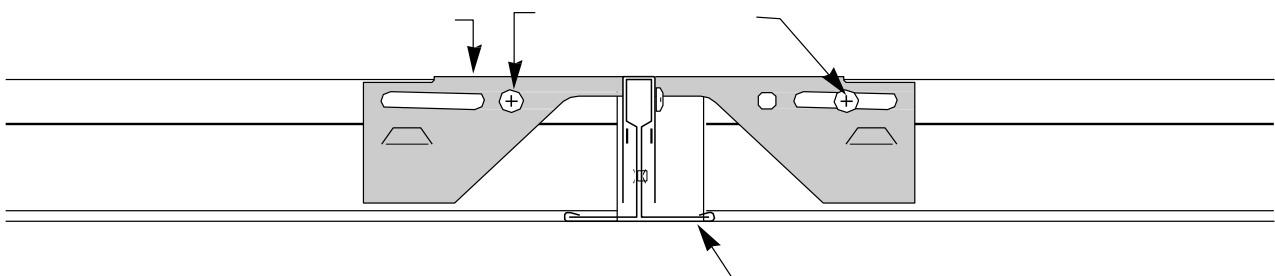


Figure 2 - Fixed / Floating Profile Detail

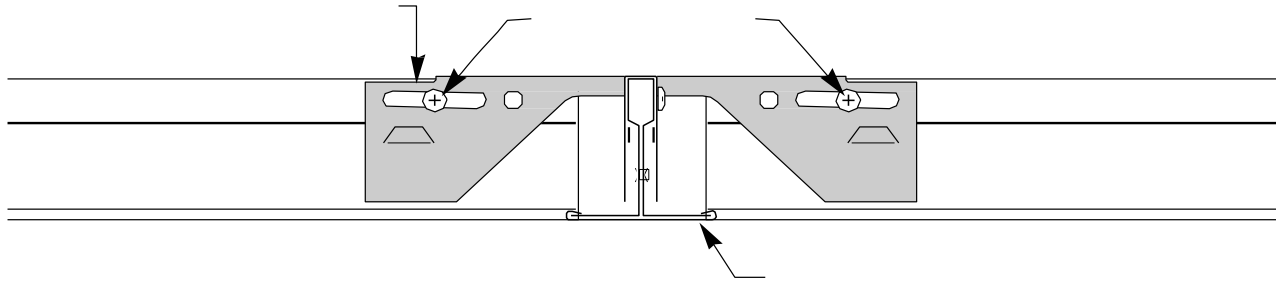


Figure 3 - Floating / Floating Profile Detail

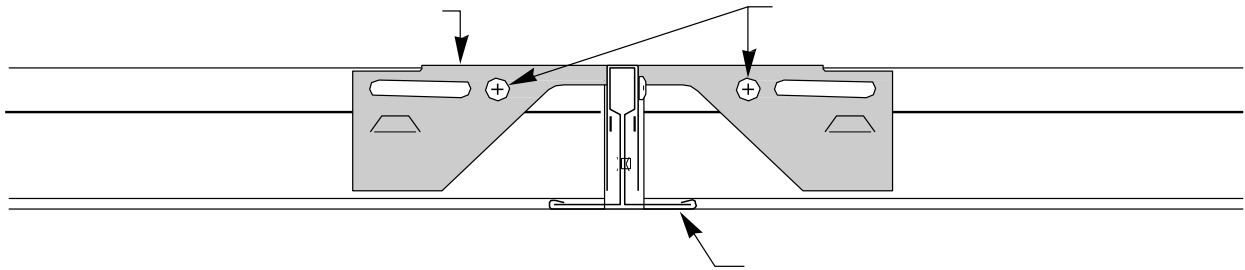


Figure 4 - Fixed / Fixed Profile Detail

Product Labeling

Each **DH4 4-Way Seismic Separation Joint Clip** assembly shipment, that is covered by this **Product Evaluation Report**, must have a label attached with at least the following information:

1. [USG Interior, LLC](#) Name and Address
2. Product Name
3. Plant Identifier & Date Code
4. *Pei* **ES** Information: [See Pei Evaluation Report at p-e-i.com](#)

Acceptable Evaluation Marks



Test Records

Test report No. PEER-STI/2011-12 Seismic Evaluation of Suspended Ceiling Systems: Phase 1 and 2 of 2011 Test Program - Dated: July, 2011.

Test report No. SER 14/02 - Seismic Evaluation of Suspended Ceiling Systems During 2008-2011 Time Period - Dated: January, 2014.

Product Documentation

A Product Evaluation Service Agreement between *Pei Evaluation Service*® and [USG Interiors, LLC](#).

A Follow-up Inspection Service Agreement between *Progressive Engineering Inc.* and [USG Interiors, LLC](#).

[USG Interiors, LLC](#) Quality Control Manual for DONN® Brand Suspension Systems and [USG Drywall Suspension Systems](#) - Dated: 4/22/2021

DONN® Suspension Systems - 4-Way Seismic Separation Joint Clip - Submittal Sheet - Dated: 6/2013

Seismic Technical Guide - Seismic Separation Joints - Technical Document - Dated: 10/2013

DONN® Brand Suspension Systems Accessory Guide - Dated: 7/2020